

	Section
CRESTA TRADITIONAL CLIPS, Fig 1, 1ES	05
LIGHTWEIGHT CLIPS, MÜPRO, crestalite, Talon	10
THREADED COMPONENTS U Bolts, Reducers, Link eyes	15
INSULATION SUPPORT BLOCKS Wood, Phenolic	20
ROLLERS, SLIDE GUIDES & ANCHORS	25
BRACKETS Cantilever, Cleats, Gang Hangers	30
ACOUSTIC & VIBRATION ISOLATION PRODUCTS	31
STRUT SYSTEMS Channel Sections and Accessories	35
FASTENERS & FIXINGS Anchors, Purlin clips, Lindaptors	40
NUT BOLTS WASHERS	45
PLUMBING TUBE & FITTINGS Tundishes, Dosing pots	50
TOOLS Power tools, Hand tools, Hole saws	55
STEEL SECTIONS Channel, Flat bar, Beams	60
SUNDRIES Gloves, Tapes, Ancillaries, and Specials	65
FABRICATION Bespoke Manufacture To Customer Designs	70
FIRE PROTECTION Fire Collars, Wraps, Mastic	85
APPENDIX Useful information	

Section 50

CRESTA SUPPLIES THE FOLLOWING:

- Blinders - spades.
- Boss white/blue.
- Cotton cops.
- Hemp.
- Jubilee clips.
- Nippling.
- Pipe fittings.
- PTFE tape.
- Tube, steel, plastic, copper
- Sintec (Architectural range of tundishes).
- Wire balloons.

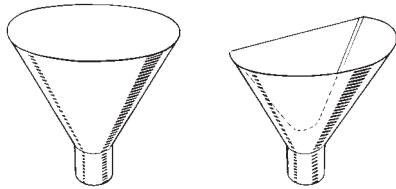


FIG 46-5046 &
FIG 46D-5046D
STEEL TUNDISHES

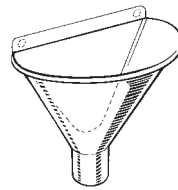


FIG 46DRB-5046DRB
STEEL TUNDISHES

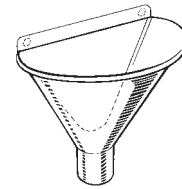


FIG 47DRB-5047DRB
COPPER TUNDISHES

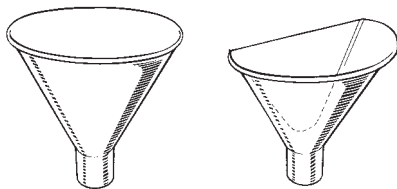
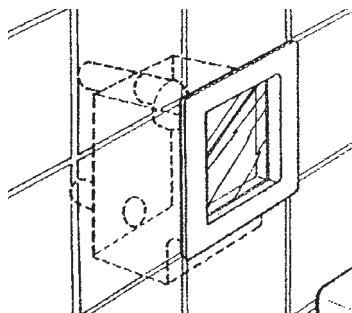


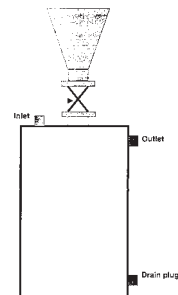
FIG 47-5047 &
FIG 47D-5047D
COPPER TUNDISHES



MÜPRO PLASTIC SEAL-
ING PLATES



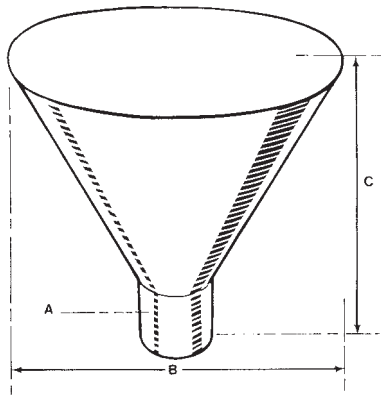
SCINTEC



DOSING POTS

50

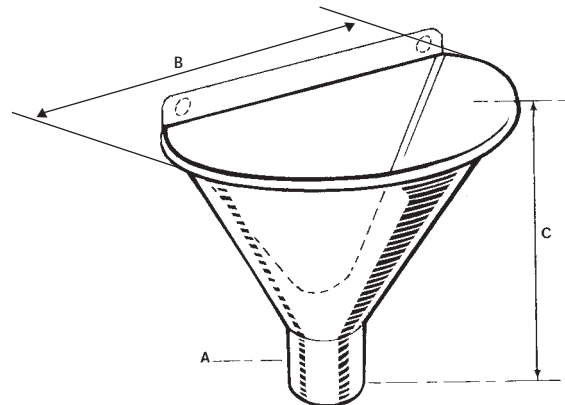
5046
STANDARD PATTERN STEEL TUNDISH / FIG 46



Part No.	A = Female B.S.P. Outlet		B	C
	mm	inches		
4600015Z	15	1/2	100	105
4600020Z	20	3/4	130	125
4600025Z	25	1	155	145
4600032Z	32	1 1/4	180	175
4600040Z	40	1 1/2	205	185
4600050Z	50	2	230	205

All spun from 16g mild steel and zinc plated after manufacture. Can be supplied with male threaded outlets. Other sizes to order.

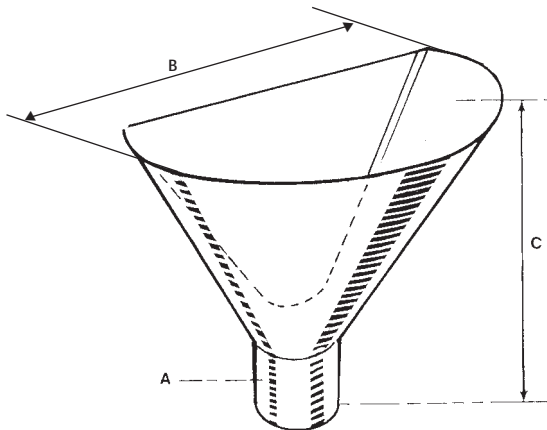
5046DRB
RAISED BACK STEEL TUNDISH WITH FIXING HOLES / FIG 46DRB



Part No.	A = Female B.S.P. Outlet		B	C
	mm	inches		
46DR015Z	15	1/2	100	105
46DR020Z	20	3/4	130	125
46DR025Z	25	1	155	145
46DR032Z	32	1 1/4	180	175
46DR040Z	40	1 1/2	205	185
46DR050Z	50	2	230	205

All spun from 16g mild steel and zinc plated after manufacture. Can be supplied with male threaded outlets. Other sizes to order.

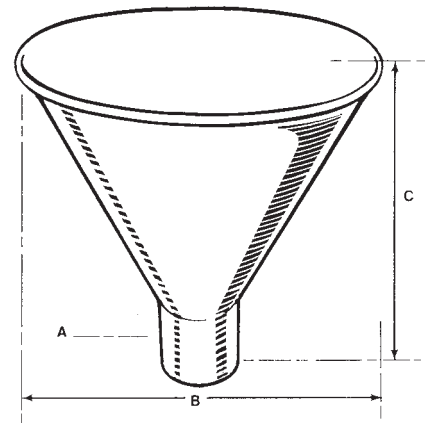
5046D
'D' SHAPED STEEL TUNDISH FOR WALL FIXING / FIG 46D



Part No.	A = Female B.S.P. Outlet		B	C
	mm	inches		
46D0015Z	15	1/2	100	105
46D0020Z	20	3/4	130	125
46D0025Z	25	1	155	145
46D0032Z	32	1 1/4	180	175
46D0040Z	40	1 1/2	205	185
46D0050Z	50	2	230	205

All spun from 16g mild steel and zinc plated after manufacture. Can be supplied with male threaded outlets. Other sizes to order.

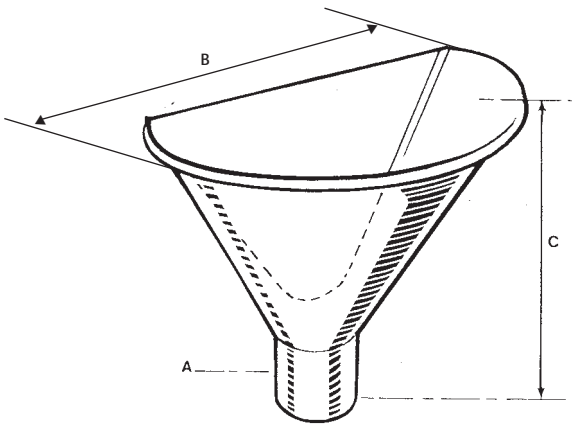
5047
COPPER TUNDISH / FIG 47



Part No.	A	B	C
	OUTLET O.D.		
	mm	mm	mm
4700015A	15	100	95
4700022A	22	125	115
4700028A	28	150	125
4700035A	35	150	170
4700042A	42	150	170
4700054A	54	150	170

All spun from 20g Copper. Chrome plated finish to order. Can be supplied with male threaded outlets. Other sizes to order.

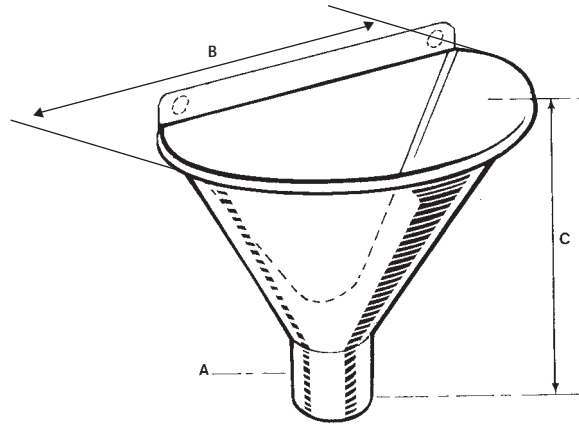
5047D
‘D’ SHAPED COPPER TUNDISH FOR WALL
FIXING / FIG 47D



Part No.	A OUTLET O.D.	B	C
	mm	mm	mm
47D0015A	15	100	95
47D0022A	22	125	115
47D0028A	28	150	125
47D0035A	35	150	170
47D0042A	42	150	170
47D0054A	54	150	170

All spun from 20g Copper. Chrome plated finish to order.
Can be supplied with male threaded outlets.
Other sizes to order.

5047DRB
RAISED BACK COPPER TUNDISH WITH FIXING
HOLES / FIG 47DRB



Part No.	A OUTLET O.D.	B	C
	mm	mm	mm
47DR015A	15	100	95
47DR022A	22	125	115
47DR028A	28	150	125
47DR035A	35	150	170
47DR042A	42	150	170
47DR054A	54	150	170

All spun from 20g Copper. Chrome plated finish to order.
Can be supplied with male threaded outlets.
Other sizes to order.

MÜPRO PLASTIC SEALING PLATES



Part No.	Total diameter	For outer pipe diameter	Pack size (piece)
	mm	mm	
14893	38	8	50
14907	39	10	50
14915	39	12	50
14923	43	14	50
14931	43	15	50
14958	50	16	50
15008	50	17.2(2/8")	50
14966	50	18	50
14974	55	20	50
15016	55	21.3(1/2")	50
14982	55	22	50
14986	61	24	50
15024	61	26.9(3/4")	50
14990	61	28	50
14998	61	30	50
15032	70	33.7(1")	50
15040	75	42.4(1 1/4")	25
15059	88	48(1 1/2")	25
15067	98	60.3(2")	25

Colour: white

SCINTEC – 50

SCINTEC QUICKFIT RECESSES PATTERN OVERFLOW TUNDISH – 50

This unit was originally designed to meet the need for an attractive and functional fitting which would allow the architect to enhance his interior design whilst conforming to the relevant Water Authority Bye Laws.

The Scintec Recessed Pattern Overflow Tundish has been vetted and approved by the TWA Inspectorate and all materials used are WRC approved.

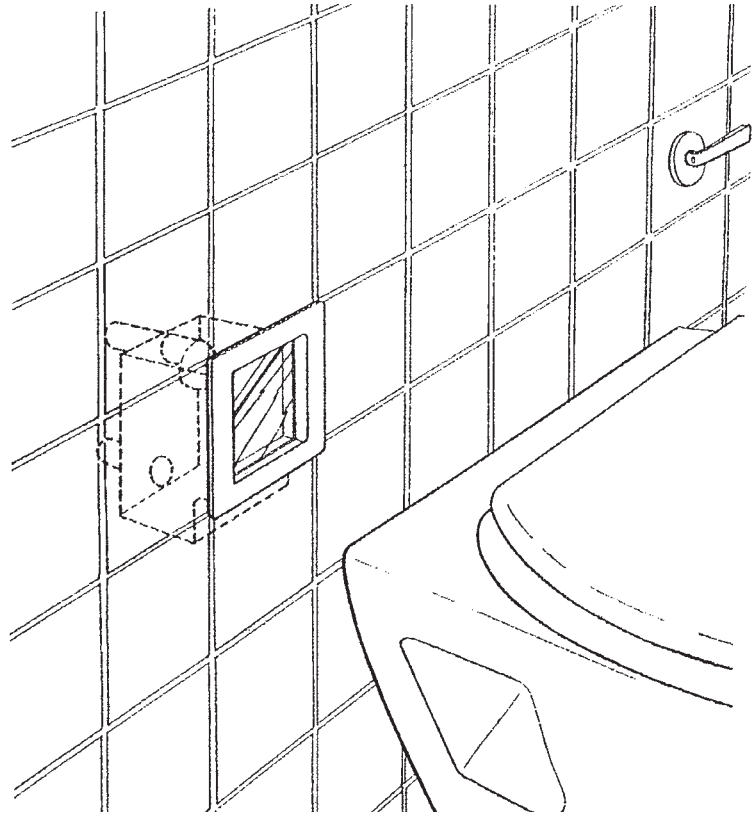
It is produced in two standard sizes of inlets and outlets within the same body outline namely 22mm/22mm and 28mm/28mm. Other sizes are made to order. Copper connections are to BS 2871 Part 1 Table X and are suitable for solder/compression connection.

The colour range encompasses 14 house colours and the British Standard range of stove enamelling paints. Polished stainless steel facing bezels are available to match existing furniture if so required.

All facing bezels can be supplied with a protective window and/or engraved with the service to which the overflow tundishes are associated. The latter in a colour complementary to the base colour from the standard range of enamelling paints.

Installation costs are kept to an absolute minimum by an extremely quick and efficient technique. The body of the overflow tundish is positioned behind and into a 105mm x 105mm opening in the panel or one tile module left out by the tiler. The adhesive fixing lugs are then pressed home at the most suitable points – no drilling and plugging in awkward places – and the connections to the overflow system are made in the normal way. At an appropriate time suitable to the timing of the installation, the facing bezel is quickly bonded to the tile face using silicon mastic or equivalent in a matching colour. This latter facility allows the facing bezel to be lined up with the tile joints independently of the tundish body.

With site conditions in mind, each unit arrives individually wrapped in heavy-duty polythene complete and ready for fixing. For added protection, the facing bezel is housed in separate heavy-duty polythene wallet.



COLOUR OPTIONS

Colour*	Sil number	Nearest RAL number
White	S100	9010
Off white	S317	1015
Yellow	S324	1002
Light grey	S660	7030
Metallic grey	S670	7024
Dark grey	S605	7016
Light green		6011
Medium green	S482	6005
Dark green	S422	6007
Brown	S836	8017
Red	S221	3003
Cambridge blue	S1945	5015
Oxford blue	S575	5010
Black	S703	9017
Metallic gold	S890	

*Polished stainless steel also available.

